

POPULATION BASED CANCER REGISTRY, SILCHAR TOWN

Silchar Medical College, Silchar

Dr Sekhar Chakravarty, Principal Investigator, Silchar Medical College, Silchar

Dr D. Dutta, Co - Investigator, Silchar Medical College, Silchar

The Population Based Cancer Registry covering Silchar town started functioning from 1st August, 2003. The registry is located in the Department of Pathology of Silchar Medical College at Silchar Town of Assam. The registry covers approximately one and a half lakh urban population of Silchar Municipal area.

Silchar town is the Head Quarters of Cachar District of Assam. For its strategic location, it is considered as the gateway to the States of Mizoram, Manipur and Tripura. There is one Govt. Medical College, one Cancer Hospital, many private Nursing Homes and Diagnostic centres. The town caters the entire population of Southern Assam comprising of Cachar, Karimganj and Hailakandi Districts. In addition, it renders health care to a sizeable population of adjacent states of Tripura.

Silchar town is located at an altitude of 27 metres above sea level at a latitude 25.8 degree N and longitude 93.15 degree E. The climate is moderate and the average annual rainfall is 2400 mm. The town consists of 28 wards with an area of 20 sq. km. The overall literacy rate is 88.3%.

The registry staff comprises of one statistician and one social investigator. The registry is equipped with a personal computer and internet facility. Dr. S. Chakravarty, Professor and Head, Department of Pathology, Silchar Medical College, is the Principal Investigator and Dr. D. Dutta, Assistant Professor of Pathology, is the Co-investigator.

The mechanism of the functioning of the registry is shown in the form of a flow chart (Flow Chart A). Registration of cases is done by attending various sources mostly through direct interview of the patients or his/her attendant/relative.

List of main sources of registration of cancer cases: -

1. The department of Pathology, Radiotherapy, Medicine, Surgery, ENT, O&G and Ophthalmology of Silchar Medical College.
2. Medical records department of Silchar Medical College.
3. Hospital Referral Board, Silchar Medical College.
4. Cachar Cancer Hospital - a philanthropic organization at Silchar town.

5. Nursing homes & other hospitals - Kay Cee Nursing home, Mediland Nursing home, Nightingale nursing home, S.M.Dev Memorial hospital, Red Cross hospital etc.
6. Diagnostic centers - Central laboratory, Silchar Polyclinic laboratory, Medinova diagnostic centre, Aar Gee's Medicare etc.

Core proformas are completed by collection of information from the patients or his/her relatives or attendants, in the department of Pathology. The report of cancer cases are sent to the Registry room where the staff collect information through direct interview with the patients or relatives or attendants before handing over the report.

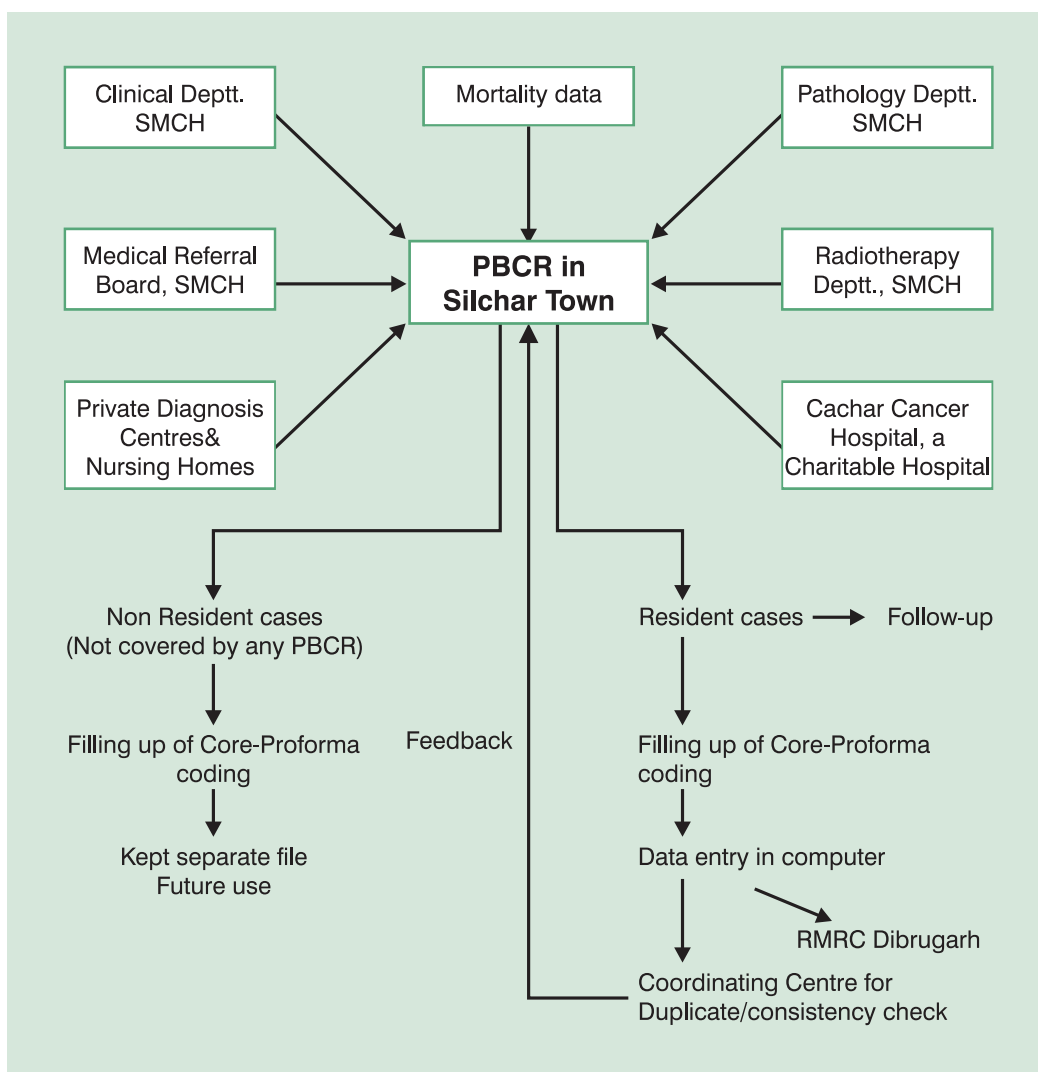
In the Radiotherapy Department, one staff of the registry attends the OPD clinic and collects the information through direct interview and from available records. In private hospitals, nursing homes and in other diagnostic centers, the information on diagnosed, clinically suspected and under treatment cancer patients are first collected by the staff of the respective centre. These are subsequently collected by the staff of the registry at periodical intervals.

The main advantage of the methodology employed in the department of Pathology and Radiotherapy of the Medical College is that the patient or his/her attendants can be directly interviewed and completion of core proforma can be successfully performed.

The main disadvantage of the method employed in case of the private hospitals and diagnostic centers is that direct interviewing is not possible in most of the cases and the records available are not adequate enough to fill up the core-proforma. To overcome this problem efforts are made to obtain information as much as possible from the treating doctor or diagnostician in addition to available records. In addition, a concise proforma has been developed by the PBCR. This concise proforma takes less time to fill-up and are provided to the leading clinicians with the request to use these as the requisition slip for biopsy and FNAC. The different laboratories receive these filled in proforma along with the specimen. The staff of the PBCR collect these proforma during their visit to the diagnostic centers. In some cases, for collection of data, home visits are made after obtaining address of the patients and making prior appointment.

During registration, core-proforma is filled in by the registry staff and coding is done according to ICD-O-3 and ICD-10. The data is entered into the computer. These data are sent to RMRC, Dibrugarh and the Co-ordinating Unit in Bangalore where duplicate/consistency checks are done by using appropriate software.

Flow Chart A : Working of Registry



Working of Registry

It has been found that about 15% cancer patients of the registry area visit Cancer Hospitals at Guwahati and outside the State. A short list of these institutions has been made and the authorities of these institutions have been requested to provide us the data of the cases belonging to our registry. From the year 2004, we have been receiving data on cancer cases of our registry from the following institutions:

1. B. Borooah Cancer Hospital, Guwahati.
2. Cancer Centre and Welfare Home, Thakurpukur, Kolkata.
3. Tata Memorial Hospital, Mumbai.
4. Cancer Institute (WIA), Chennai.

It has also been found that a sizeable number of cancer patients who neither belong to our registry nor to any other registry of North-East India attend the different sources of registration located in our registry area. These cases are also registered and core-proforma are filled in. These core-proforma are kept separately. These data have been found very useful for the project, "Development of an Atlas of Cancer in India", which is another ongoing ICMR project undertaken by the Department of Pathology, Silchar Medical College, Silchar, Assam. Moreover these data shall be very useful if the area of the PBCR is widened in future, in order to cover the entire District of Cachar of Assam.

Working of the Death-Registration System

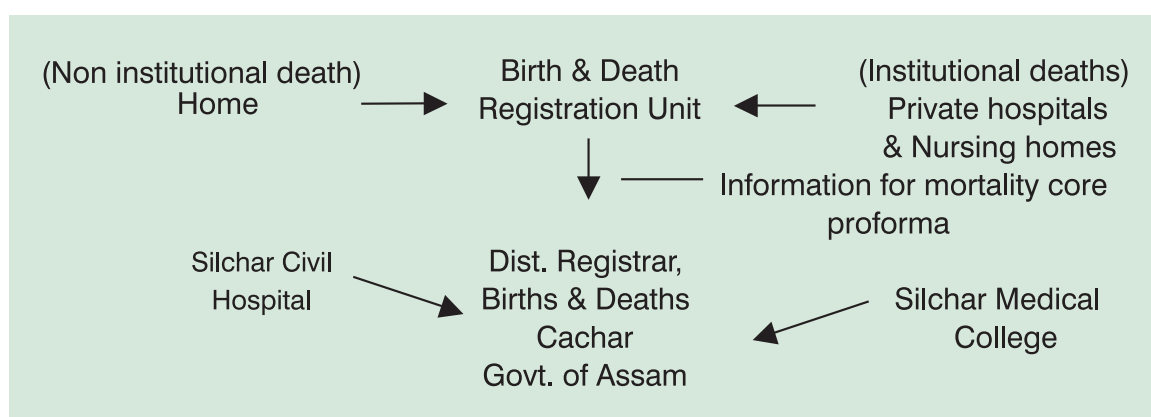
At present, there are three registration units in the registry area-

1. Silchar Municipal Board.
2. Silchar Medical College Hospital.
3. Silchar Civil Hospital.

Silchar Medical College and Civil Hospital maintain death registers and send monthly death reports to the District Registrar of Births and Deaths. Information on Institutional deaths (other than medical college and Civil Hospital) and non-Institutional deaths are recorded in the registration unit of Silchar Municipal Board. The statistical part of death information is then sent to the Registrar, Births and Deaths, of the Cachar district. The certification of cause of death is done by the attending medical practitioner. It is countersigned by a Govt. Doctor. The registry staff visit the office of the Registrar of Births and Deaths, search the relevant information from the report and collect mortality data as per Proforma.

System of Registration and Certification of Cause of Death

Functioning of the Death Registration system is shown in the form of a flow chart below:



Earlier studies like 'Cancer Atlas Programme' have shown high incidence of cancer in the North-Eastern States of India. After establishment of the full fledged Population Based Cancer Registry at Silchar Town, we have just started to learn about the magnitude of the cancer problem in this remote part of the country, in a scientific manner. The information from the registry will have tremendous impact on formulating strategies for prevention, early diagnosis and establishment of necessary treatment facilities. The PBCR is also hoped to be the launching pad for advanced cancer research in this region.

Acknowledgements

The staff of the PBCR at Silchar town are thankful to: -

Dr. S.S. Dhar, Principal cum Chief Superintendent, Silchar Medical College, Silchar, Assam.

Dr. R.Nath, SRF, Project of "Cancer in N.E. India: Understanding the role of Tobacco".

Mrs. Debrani Chandrani Choudhury, MSW, Project of "Cancer in N.E.India: Understanding the role of Tobacco".

And all the Clinicians of Silchar Medical College as well as of the Private sector, for their constant support, and guidance.

Registry Staff (PBCR), Silchar

Mrs. Madhuchhanda Goswami : Statistician

Mr. Biswajyoti Choudhury : Social Investigator

Figure SIT - 1

Population Pyramid showing Age Distribution: 2003-2004

Silchar Town

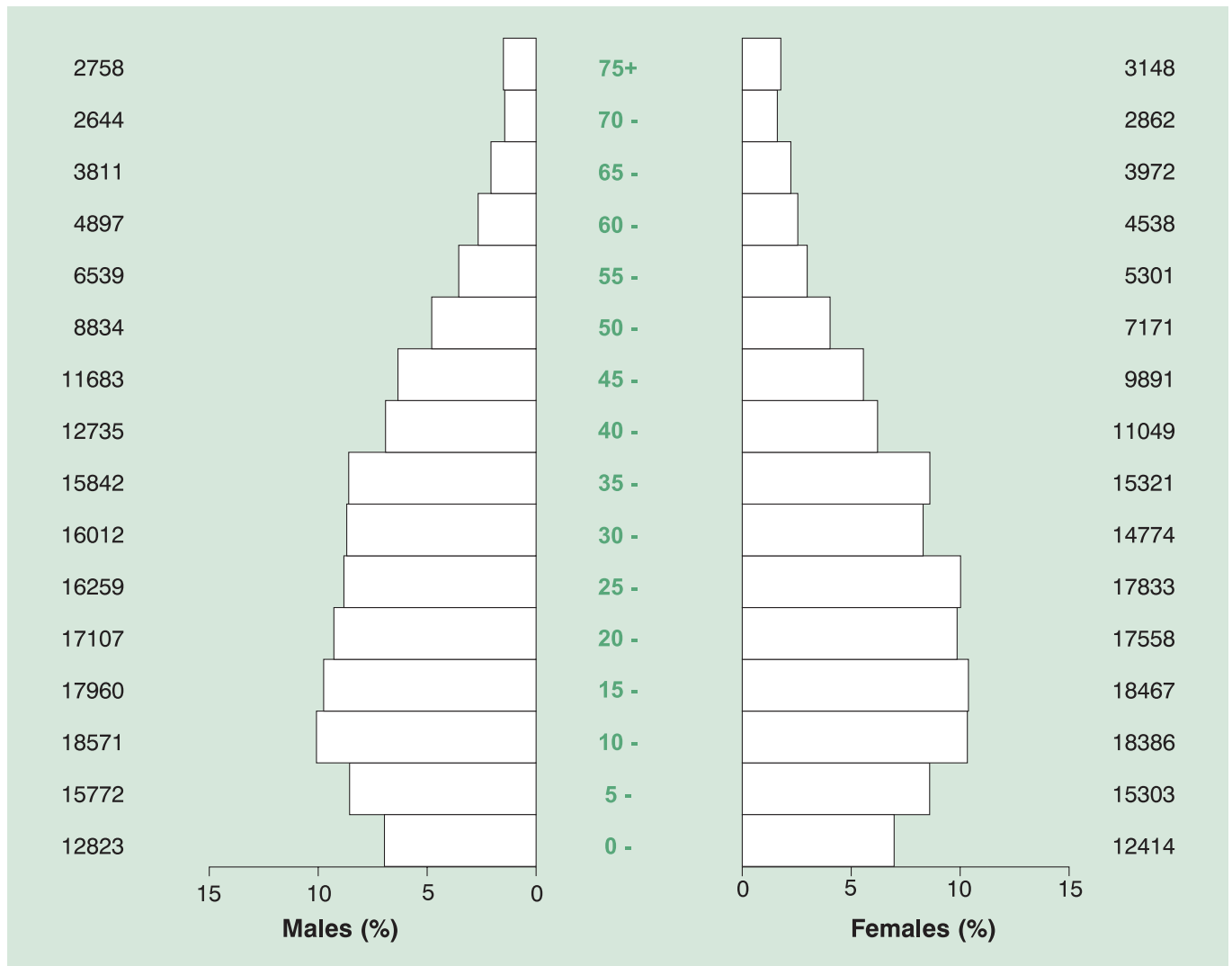


TABLE: SIT - 1

Population by Five Year Age Group and Gender: 2003-2004

Number and Relative Proportion (%)

Silchar Town

Age Group	MALES		FEMALES		TOTAL	
	Number	%	Number	%	Number	%
0-4	12823	6.96	12414	6.97	25237	6.97
5-9	15772	8.56	15303	8.60	31075	8.58
10-14	18571	10.08	18386	10.33	36957	10.20
15-19	17960	9.75	18467	10.38	36427	10.06
20-24	17107	9.28	17558	9.86	34665	9.57
25-29	16259	8.82	17833	10.02	34092	9.41
30-34	16012	8.69	14774	8.30	30786	8.50
35-39	15842	8.60	15321	8.61	31163	8.60
40-44	12735	6.91	11049	6.21	23784	6.57
45-49	11683	6.34	9891	5.56	21574	5.96
50-54	8834	4.79	7171	4.03	16005	4.42
55-59	6539	3.55	5301	2.98	11840	3.27
60-64	4897	2.66	4538	2.55	9435	2.60
65-69	3811	2.07	3972	2.23	7783	2.15
70-74	2644	1.44	2862	1.61	5506	1.52
75+	2758	1.50	3148	1.77	5906	1.63
Total	184247	100.0	177988	100.0	362235	100.0

TABLE : SIT- 2
Main Sources of Registration of Incident Cases of Cancer : 2003-2004
Silchar Town

Name of the Institution (Source Code)	Number	%
The Dept. of Pathology, SMCH (1)	65	22.41
The Dept. of Radiotherapy, SMCH (2)	36	12.41
Medinova Diagnostic Centre, Silchar (18)	20	6.90
Cachar Cancer Hospital, Silchar (10)	19	6.55
Aar Gee's Medicare, Silchar (19)	7	2.41
The Dept. of O & G, SMCH (6)	6	2.07
Silchar Polyclinic Laboratory, Silchar (17)	3	1.03
Private Practitioners (21)	3	1.03
The Dept. of E.N.T., SMCH (5)	2	0.69
Red Cross Hospital, Silchar (15)	1	0.34
DCO	102	35.17
Others (999)	26	8.97
Total All Sources	290	100.00

The numbers and proportion listed are the minimum number of cases. Institutions could have registered / reported more cases, since duplicate registrations and non-resident/registry cases are not included.

**TABLE SIT-3 (a): Number of Incident Cancers by Five Year Age Group and Site (ICD-10):
2003-2004 – Males**

% = Relative Proportion of Cancers of All Sites.

Silchar Town

ICD-10	Site	0-4	5-9	10-14	15-19	20-24	25-29	30-34	35-39	40-44	45-49	50-54	55-59	60-64	65-69	70-74	75+	Unkn	Total	%
C00	Lip	-	-	-	-	-	-	-	-	-	-	-	-	-	-	-	-	-	-	-
C01-02	Tongue	-	-	-	-	-	-	-	1	3	2	-	1	4	2	-	-	-	13	7.43
C03-06	Mouth	-	-	-	-	-	-	-	-	1	-	1	2	2	-	2	-	-	8	4.57
C07-8	Salivary Gland	-	-	-	-	-	-	-	-	-	-	1	-	-	-	-	-	-	1	0.57
C09	Tonsil	-	-	-	-	-	-	-	-	-	-	-	1	-	-	1	-	-	2	1.14
C10	Oth. Oropharynx	-	-	-	-	-	-	-	-	-	1	2	-	1	-	-	-	-	4	2.29
C11	Nasopharynx	-	-	-	-	1	-	-	-	-	-	-	-	-	-	-	-	-	1	0.57
C12-13	Hypopharynx	-	-	-	-	-	-	-	-	1	-	2	2	1	2	1	1	-	10	5.71
C14	Pharynx Unspecified	-	-	-	-	-	-	-	1	-	-	-	1	-	-	-	-	-	2	1.14
C15	Oesophagus	-	-	-	-	-	-	-	-	-	2	5	3	1	1	2	-	-	14	8.00
C16	Stomach	-	-	-	-	-	-	-	-	-	1	1	-	-	7	-	-	-	9	5.14
C17	Small Intestine	-	-	-	-	-	-	-	-	-	-	-	-	-	-	-	-	-	-	-
C18	Colon	-	-	-	-	-	-	1	1	-	-	3	2	-	-	-	-	-	7	4.00
C19-20	Rectum	-	-	-	-	-	-	2	-	1	-	-	2	-	1	1	-	1	8	4.57
C21	Anus & Anal Canal	-	-	-	-	-	-	-	-	-	1	-	-	-	1	-	-	-	2	1.14
C22	Liver	-	-	-	-	-	-	-	-	1	-	-	-	-	-	2	2	-	5	2.86
C23-24	Gallbladder etc.	-	-	-	-	-	-	-	-	-	-	-	1	-	-	2	-	-	3	1.71
C25	Pancreas	-	-	-	-	-	-	-	-	-	-	-	-	-	-	-	-	-	-	-
C30-31	Nose, Sinuses etc.	-	-	-	-	-	-	-	-	-	-	-	-	-	-	-	-	-	-	-
C32	Larynx	-	-	-	-	-	-	-	-	-	-	2	3	4	1	1	4	-	15	8.57
C33-34	Lung etc.	-	-	-	-	-	-	-	-	1	1	-	-	5	3	2	2	-	14	8.00
C37-38	Other Thoracic Organs	-	-	-	1	-	-	-	-	-	-	-	-	-	-	-	-	-	1	0.57
C40-41	Bone	-	-	-	-	-	-	-	-	-	-	-	-	-	1	-	-	-	1	0.57
C43	Melanoma of Skin	-	-	-	-	-	-	-	-	-	-	-	-	-	-	-	-	-	-	-
C44	Other Skin	-	-	-	-	-	-	-	-	-	-	-	-	-	-	-	-	-	-	-
C45	Mesothelioma	-	-	-	-	-	-	-	-	-	-	-	-	-	-	-	-	-	-	-
C46	Kaposi Sarcoma	-	-	-	-	-	-	-	-	-	-	-	-	-	-	-	-	-	-	-
C47 + C49	Conn. & Soft Tissue	-	-	-	-	-	-	-	-	-	-	-	-	-	-	-	-	-	-	-
C50	Breast	-	-	-	-	-	-	-	-	-	-	-	1	-	-	-	-	-	1	0.57
C60	Penis	-	-	-	-	-	-	-	-	-	1	-	-	-	-	-	-	-	1	0.57
C61	Prostate	-	-	-	-	-	-	-	-	-	-	-	-	1	-	1	1	-	3	1.71
C62	Testis	-	-	-	-	-	-	-	-	-	-	-	-	-	-	-	-	-	-	-
C63	Other Male Genital	-	-	-	-	-	-	-	-	-	-	-	-	-	-	-	-	-	-	-
C64	Kidney etc.	-	-	-	-	-	-	-	-	1	-	-	-	-	-	-	-	-	1	0.57
C65	Renal Pelvis	-	-	-	-	-	-	-	-	-	-	-	-	-	-	-	-	-	-	-
C66	Ureter	-	-	-	-	-	-	-	-	-	-	-	-	-	-	-	-	-	-	-
C67	Bladder	-	-	-	-	-	-	-	-	-	-	-	-	-	1	-	-	-	1	0.57
C68	Uns. Urinary Organs	-	-	-	-	-	-	-	-	-	-	-	-	-	-	-	-	-	-	-
C69	Eye	-	-	-	-	-	-	-	-	-	-	-	-	-	-	-	-	-	-	-
C70-72	Brain, Nervous System	-	-	-	-	-	-	-	-	-	-	-	-	-	-	-	-	-	-	-
C73	Thyroid	-	-	-	-	-	-	-	-	-	-	-	-	-	1	-	-	-	1	0.57
C74	Adrenal Gland	-	-	-	-	-	-	-	-	-	-	-	-	-	-	-	-	-	-	-
C77	Sec Lymph Nodes	-	-	-	-	-	-	1	-	-	-	-	-	-	-	-	-	-	1	0.57
C78	Sec Resp & Digestive	-	-	-	-	-	-	-	-	-	-	-	-	-	-	-	-	-	-	-
C79	Sec Others	-	-	-	-	-	-	-	-	-	-	-	-	-	-	-	-	-	-	-
C81	Hodgkins Disease	-	-	-	-	-	-	-	-	-	-	-	-	-	-	-	-	-	-	-
C82-85,C96	NHL	1	-	-	-	-	-	-	-	-	-	-	-	-	1	-	-	-	2	1.14
C90	Multiple Myeloma	-	-	-	-	-	-	-	-	-	-	-	-	-	-	-	1	-	1	0.57
C91	Lymphoid Leuk.	-	-	-	-	-	-	-	-	-	-	-	-	-	-	-	-	-	-	-
C92-94	Myeloid Leukaemia	-	-	-	-	-	1	-	-	-	-	-	-	-	-	-	-	-	1	0.57
C95	Leukaemia Uns	-	1	-	-	-	-	-	-	-	-	-	-	-	-	-	-	-	1	0.57
O&U	Other and Uns	-	-	-	-	1	2	4	1	-	3	2	7	7	5	3	5	1	41	23.43
	All Sites	1	1	-	1	2	3	8	4	9	12	19	26	26	27	18	16	2	175	100.00

**TABLE SIT-3 (b): Number of Incident Cancers by Five Year Age Group and Site (ICD-10):
2003-2004 – Females**

% = Relative Proportion of Cancers of All Sites.

Silchar Town

ICD-10	Site	0-4	5-9	10-14	15-19	20-24	25-29	30-34	35-39	40-44	45-49	50-54	55-59	60-64	65-69	70-74	75+	Unkn	Total	%
C00	Lip	-	-	-	-	-	-	-	-	-	-	-	-	-	-	-	-	-	-	-
C01-02	Tongue	-	-	-	-	-	-	-	-	-	1	-	-	1	-	-	-	-	2	1.74
C03-06	Mouth	-	-	-	-	-	-	-	-	-	4	2	-	1	1	-	-	-	8	6.96
C07-8	Salivary Gland	-	-	-	-	-	-	-	-	-	-	-	-	-	-	1	-	-	1	0.87
C09	Tonsil	-	-	-	-	-	-	-	-	-	-	-	-	-	-	-	-	-	-	-
C10	Oth. Oropharynx	-	-	-	-	-	-	-	-	-	-	-	-	-	1	-	-	-	1	0.87
C11	Nasopharynx	-	-	-	-	-	-	-	-	-	-	-	-	-	-	-	-	-	-	-
C12-13	Hypopharynx	-	-	-	-	-	-	-	-	-	2	-	1	-	-	-	-	-	3	2.61
C14	Pharynx Unspecified	-	-	-	-	-	-	-	-	-	-	-	-	-	-	1	-	-	1	0.87
C15	Oesophagus	-	-	-	-	-	-	-	-	1	3	-	4	1	4	4	-	-	17	14.78
C16	Stomach	-	-	-	-	-	-	-	-	-	2	-	-	-	-	-	1	-	3	2.61
C17	Small Intestine	-	-	-	-	-	-	-	-	-	-	-	-	-	-	-	-	-	-	-
C18	Colon	-	-	-	-	-	-	-	-	-	-	-	-	-	-	-	-	-	-	-
C19-20	Rectum	-	-	-	-	1	-	-	-	-	-	-	-	1	-	-	-	-	2	1.74
C21	Anus & Anal Canal	-	-	-	-	-	-	-	-	-	-	-	-	-	-	-	-	-	-	-
C22	Liver	-	-	-	-	-	-	-	-	-	-	-	-	-	-	-	-	-	-	-
C23-24	Gallbladder etc.	-	-	-	-	-	-	-	-	3	1	1	-	-	2	1	-	-	8	6.96
C25	Pancreas	-	-	-	-	-	-	-	-	1	-	-	-	-	-	-	-	-	1	0.87
C30-31	Nose, Sinuses etc.	-	-	-	-	-	-	-	-	-	-	-	-	-	-	-	-	-	-	-
C32	Larynx	-	-	-	-	-	-	-	-	-	-	-	-	-	1	-	-	-	1	0.87
C33-34	Lung etc.	-	-	-	-	-	-	-	-	-	1	-	-	-	1	-	-	-	2	1.74
C37-38	Other Thoracic Organs	-	-	-	-	-	-	-	-	-	-	-	-	-	-	-	-	-	-	-
C40-41	Bone	-	-	-	2	-	-	-	-	-	-	-	-	-	-	-	-	-	2	1.74
C43	Melanoma of Skin	-	-	-	-	-	-	-	-	-	-	-	-	1	-	-	-	-	1	0.87
C44	Other Skin	-	-	-	-	-	-	-	-	-	-	-	-	-	-	-	-	-	-	-
C45	Mesothelioma	-	-	-	-	-	-	-	-	-	-	-	-	-	-	-	-	-	-	-
C46	Kaposi Sarcoma	-	-	-	-	-	-	-	-	-	-	-	-	-	-	-	-	-	-	-
C47 + C49	Conn. & Soft Tissue	-	-	-	-	-	-	-	-	-	-	-	-	-	-	-	-	-	-	-
C50	Breast	-	-	-	-	-	-	2	2	3	2	5	2	-	-	2	1	-	19	16.52
C51	Vulva	-	-	-	-	-	-	-	-	1	-	-	-	1	-	-	-	-	2	1.74
C52	Vagina	-	-	-	-	-	-	-	-	-	-	-	-	-	-	-	-	-	-	-
C53	Cervix Uteri	-	-	-	-	-	1	2	2	4	1	3	1	-	-	-	2	-	16	13.91
C54	Corpus Uteri	-	-	-	-	-	-	-	-	-	-	-	-	-	-	-	-	-	-	-
C55	Uterus Unspecified	-	-	-	-	-	-	-	-	-	-	-	-	1	-	-	-	-	1	0.87
C56	Ovary etc.	-	-	-	-	-	-	1	1	-	1	-	-	-	-	-	-	1	4	3.48
C57	Other Female Genital	-	-	-	-	-	-	-	-	-	-	-	-	-	-	-	-	-	-	-
C58	Placenta	-	-	-	-	-	-	-	-	-	-	-	-	-	-	-	-	-	-	-
C64	Kidney etc.	-	-	-	-	-	-	-	-	-	-	-	-	-	-	-	-	-	-	-
C65	Renal Pelvis	-	-	-	-	-	-	-	-	-	-	-	-	-	-	-	-	-	-	-
C66	Ureter	-	-	-	-	-	-	-	-	-	-	-	-	-	-	-	-	-	-	-
C67	Bladder	-	-	-	-	-	-	-	-	-	-	-	-	-	-	-	-	-	-	-
C68	Uns.Urinary Organs	-	-	-	-	-	-	-	-	-	-	-	-	-	-	-	-	-	-	-
C69	Eye	-	-	-	-	-	-	-	-	-	-	-	-	-	-	-	-	-	-	-
C70-72	Brain, Nervous System	-	-	-	-	-	-	-	-	-	-	-	-	-	-	-	-	-	-	-
C73	Thyroid	-	-	-	-	-	-	1	-	-	-	-	-	-	-	1	-	-	2	1.74
C74	Adrenal Gland	-	-	-	-	-	-	-	-	-	-	-	-	-	-	-	-	-	-	-
C77	Sec Lymph Nodes	-	-	-	-	-	-	-	-	-	-	-	-	-	-	-	-	-	-	-
C78	Sec Resp & Digestive	-	-	-	-	-	-	-	-	-	-	-	-	-	-	-	-	-	-	-
C79	Sec Others	-	-	-	-	-	-	-	-	-	-	-	-	-	-	-	-	-	-	-
C81	Hodgkins Disease	-	-	-	-	1	-	-	-	-	-	-	-	-	-	-	-	-	1	0.87
C82-85, C96	NHL	-	-	-	-	-	-	-	-	-	-	-	-	1	-	-	-	-	1	0.87
C90	Multiple Myeloma	-	-	-	-	-	-	-	-	-	-	1	-	-	-	-	-	-	1	0.87
C91	Lymphoid Leuk.	1	-	-	-	-	-	-	-	-	-	-	-	-	-	-	-	-	1	0.87
C92-94	Myeloid Leukaemia	-	-	-	-	1	-	-	-	-	-	-	-	-	-	-	-	-	1	0.87
C95	Leukaemia Uns	-	-	-	-	-	-	-	-	-	-	-	-	-	-	-	-	-	-	-
O&U	Other and Uns	-	-	-	-	-	-	-	-	-	5	1	-	1	2	2	2	-	13	11.30
	All Sites	1	-	-	2	3	1	6	5	13	23	13	8	9	12	12	6	1	115	100.00

TABLE: SIT-4(a):
Average Annual Age Specific, Crude (CR), Age Adjusted (AAR) (with Standard Error(SE)) and
Truncated (35-64 yrs) (TR) Incidence Rate per 100,000 population: 2003-2004 - Males
Silchar Town

ICD-10	0-4	5-9	10-14	15-19	20-24	25-29	30-34	35-39	40-44	45-49	50-54	55-59	60-64	65-69	70-74	>75	CR	AAR	SE	TR
C00	-	-	-	-	-	-	-	-	-	-	-	-	-	-	-	-	-	-	-	-
C01-02	-	-	-	-	-	-	-	6.3	23.6	17.1	-	15.3	81.7	52.5	-	-	7.1	8.3	2.37	21.6
C03-06	-	-	-	-	-	-	-	-	7.9	-	11.3	30.6	40.8	-	75.6	-	4.3	5.4	1.94	12.6
C07-8	-	-	-	-	-	-	-	-	-	-	11.3	-	-	-	-	-	0.5	0.6	0.57	1.8
C09	-	-	-	-	-	-	-	-	-	-	-	15.3	-	-	37.8	-	1.1	1.4	0.97	2.0
C10	-	-	-	-	-	-	-	-	-	8.6	22.6	-	20.4	-	-	-	2.2	2.5	1.25	7.9
C11	-	-	-	-	5.8	-	-	-	-	-	-	-	-	-	-	-	0.5	0.5	0.47	-
C12-13	-	-	-	-	-	-	-	-	7.9	-	22.6	30.6	20.4	52.5	37.8	36.3	5.4	6.7	2.15	11.8
C14	-	-	-	-	-	-	-	6.3	-	-	-	15.3	-	-	-	-	1.1	1.0	0.72	3.2
C15	-	-	-	-	-	-	-	-	-	17.1	56.6	45.9	20.4	26.2	75.6	-	7.6	8.8	2.38	21.0
C16	-	-	-	-	-	-	-	-	-	8.6	11.3	-	-	183.7	-	-	4.9	6.6	2.22	3.5
C17	-	-	-	-	-	-	-	-	-	-	-	-	-	-	-	-	-	-	-	-
C18	-	-	-	-	-	-	6.2	6.3	-	-	34.0	30.6	-	-	-	-	3.8	3.7	1.41	10.6
C19-20	-	-	-	-	-	-	12.5	-	7.9	-	-	30.6	-	26.2	37.8	-	4.3	4.0	1.56	5.5
C21	-	-	-	-	-	-	-	-	-	8.6	-	-	-	26.2	-	-	1.1	1.3	0.94	1.7
C22	-	-	-	-	-	-	-	-	7.9	-	-	-	-	-	75.6	72.5	2.7	3.4	1.55	1.5
C23-24	-	-	-	-	-	-	-	-	-	-	-	15.3	-	-	75.6	-	1.6	2.1	1.23	2.0
C25	-	-	-	-	-	-	-	-	-	-	-	-	-	-	-	-	-	-	-	-
C30-31	-	-	-	-	-	-	-	-	-	-	-	-	-	-	-	-	-	-	-	-
C32	-	-	-	-	-	-	-	-	-	-	22.6	45.9	81.7	26.2	37.8	145.0	8.1	10.7	2.78	20.1
C33-34	-	-	-	-	-	-	-	-	7.9	8.6	-	-	102.1	78.7	75.6	72.5	7.6	10.4	2.81	16.4
C37-38	-	-	-	5.6	-	-	-	-	-	-	-	-	-	-	-	-	0.5	0.5	0.50	-
C40-41	-	-	-	-	-	-	-	-	-	-	-	-	-	26.2	-	-	0.5	0.8	0.79	-
C43	-	-	-	-	-	-	-	-	-	-	-	-	-	-	-	-	-	-	-	-
C44	-	-	-	-	-	-	-	-	-	-	-	-	-	-	-	-	-	-	-	-
C45	-	-	-	-	-	-	-	-	-	-	-	-	-	-	-	-	-	-	-	-
C46	-	-	-	-	-	-	-	-	-	-	-	-	-	-	-	-	-	-	-	-
C47+C49	-	-	-	-	-	-	-	-	-	-	-	-	-	-	-	-	-	-	-	-
C50	-	-	-	-	-	-	-	-	-	-	-	15.3	-	-	-	-	0.5	0.6	0.61	2.0
C60	-	-	-	-	-	-	-	-	-	8.6	-	-	-	-	-	-	0.5	0.5	0.51	1.7
C61	-	-	-	-	-	-	-	-	-	-	-	-	20.4	-	37.8	36.3	1.6	2.3	1.33	2.6
C62	-	-	-	-	-	-	-	-	-	-	-	-	-	-	-	-	-	-	-	-
C63	-	-	-	-	-	-	-	-	-	-	-	-	-	-	-	-	-	-	-	-
C64	-	-	-	-	-	-	-	-	7.9	-	-	-	-	-	-	-	0.5	0.5	0.47	1.5
C65	-	-	-	-	-	-	-	-	-	-	-	-	-	-	-	-	-	-	-	-
C66	-	-	-	-	-	-	-	-	-	-	-	-	-	-	-	-	-	-	-	-
C67	-	-	-	-	-	-	-	-	-	-	-	-	-	26.2	-	-	0.5	0.8	0.79	-
C68	-	-	-	-	-	-	-	-	-	-	-	-	-	-	-	-	-	-	-	-
C69	-	-	-	-	-	-	-	-	-	-	-	-	-	-	-	-	-	-	-	-
C70-72	-	-	-	-	-	-	-	-	-	-	-	-	-	-	-	-	-	-	-	-
C73	-	-	-	-	-	-	-	-	-	-	-	-	-	26.2	-	-	0.5	0.8	0.79	-
C74	-	-	-	-	-	-	-	-	-	-	-	-	-	-	-	-	-	-	-	-
C77	-	-	-	-	-	-	6.2	-	-	-	-	-	-	-	-	-	0.5	0.4	0.37	-
C78	-	-	-	-	-	-	-	-	-	-	-	-	-	-	-	-	-	-	-	-
C79	-	-	-	-	-	-	-	-	-	-	-	-	-	-	-	-	-	-	-	-
C81	-	-	-	-	-	-	-	-	-	-	-	-	-	-	-	-	-	-	-	-
C82-85,C96	7.8	-	-	-	-	-	-	-	-	-	-	-	-	26.2	-	-	1.1	1.7	1.22	-
C90	-	-	-	-	-	-	-	-	-	-	-	-	-	-	-	36.3	0.5	0.7	0.73	-
C91	-	-	-	-	-	-	-	-	-	-	-	-	-	-	-	-	-	-	-	-
C92-94	-	-	-	-	-	6.2	-	-	-	-	-	-	-	-	-	-	0.5	0.5	0.49	-
C95	-	6.3	-	-	-	-	-	-	-	-	-	-	-	-	-	-	0.5	0.6	0.63	-
O&U	-	-	-	-	5.8	12.3	25.0	6.3	-	25.7	22.6	107.1	142.9	131.2	113.5	181.3	22.3	25.8	4.19	42.1
All	7.8	6.3	-	5.6	11.7	18.5	50.0	25.2	70.7	102.7	215.1	397.6	530.9	708.5	680.8	580.1	95.0	113.8	8.82	192.9

TABLE: SIT-4(b):
Average Annual Age Specific, Crude (CR), Age Adjusted (AAR) (with Standard Error(SE)) and
Truncated (35-64 yrs) (TR) Incidence Rate per 100,000 population: 2003-2004 - Females
Silchar Town

ICD-10	0-4	5-9	10-14	15-19	20-24	25-29	30-34	35-39	40-44	45-49	50-54	55-59	60-64	65-69	70-74	>75	CR	AAR	SE	TR
C00	-	-	-	-	-	-	-	-	-	-	-	-	-	-	-	-	-	-	-	-
C01-02	-	-	-	-	-	-	-	-	-	10.1	-	-	22.0	-	-	-	1.1	1.5	1.07	4.8
C03-06	-	-	-	-	-	-	-	-	-	40.4	27.9	-	22.0	25.2	-	-	4.5	5.5	1.95	15.2
C07-8	-	-	-	-	-	-	-	-	-	-	-	-	-	-	34.9	-	0.6	0.7	0.70	-
C09	-	-	-	-	-	-	-	-	-	-	-	-	-	-	-	-	-	-	-	-
C10	-	-	-	-	-	-	-	-	-	-	-	-	-	25.2	-	-	0.6	0.8	0.76	-
C11	-	-	-	-	-	-	-	-	-	-	-	-	-	-	-	-	-	-	-	-
C12-13	-	-	-	-	-	-	-	-	-	20.2	-	18.9	-	-	-	-	1.7	2.0	1.14	6.3
C14	-	-	-	-	-	-	-	-	-	-	-	-	-	-	34.9	-	0.6	0.7	0.70	-
C15	-	-	-	-	-	-	-	-	9.1	30.3	-	75.5	22.0	100.7	139.8	-	9.6	12.1	2.95	20.2
C16	-	-	-	-	-	-	-	-	-	20.2	-	-	-	-	-	31.8	1.7	1.8	1.07	3.9
C17	-	-	-	-	-	-	-	-	-	-	-	-	-	-	-	-	-	-	-	-
C18	-	-	-	-	-	-	-	-	-	-	-	-	-	-	-	-	-	-	-	-
C19-20	-	-	-	-	5.7	-	-	-	-	-	-	-	22.0	-	-	-	1.1	1.3	0.99	2.8
C21	-	-	-	-	-	-	-	-	-	-	-	-	-	-	-	-	-	-	-	-
C22	-	-	-	-	-	-	-	-	-	-	-	-	-	-	-	-	-	-	-	-
C23-24	-	-	-	-	-	-	-	-	27.2	10.1	13.9	-	-	50.4	34.9	-	4.5	5.1	1.83	9.5
C25	-	-	-	-	-	-	-	-	9.1	-	-	-	-	-	-	-	0.6	0.5	0.54	1.8
C30-31	-	-	-	-	-	-	-	-	-	-	-	-	-	-	-	-	-	-	-	-
C32	-	-	-	-	-	-	-	-	-	-	-	-	-	25.2	-	-	0.6	0.8	0.76	-
C33-34	-	-	-	-	-	-	-	-	-	10.1	-	-	-	25.2	-	-	1.1	1.4	0.97	2.0
C37-38	-	-	-	-	-	-	-	-	-	-	-	-	-	-	-	-	-	-	-	-
C40-41	-	-	-	10.8	-	-	-	-	-	-	-	-	-	-	-	-	1.1	1.0	0.69	-
C43	-	-	-	-	-	-	-	-	-	-	-	-	22.0	-	-	-	0.6	0.9	0.88	2.8
C44	-	-	-	-	-	-	-	-	-	-	-	-	-	-	-	-	-	-	-	-
C45	-	-	-	-	-	-	-	-	-	-	-	-	-	-	-	-	-	-	-	-
C46	-	-	-	-	-	-	-	-	-	-	-	-	-	-	-	-	-	-	-	-
C47+C49	-	-	-	-	-	-	-	-	-	-	-	-	-	-	-	-	-	-	-	-
C50	-	-	-	-	-	-	13.5	13.1	27.2	20.2	69.7	37.7	-	-	69.9	31.8	10.7	11.5	2.68	27.8
C51	-	-	-	-	-	-	-	-	9.1	-	-	-	22.0	-	-	-	1.1	1.4	1.04	4.6
C52	-	-	-	-	-	-	-	-	-	-	-	-	-	-	-	-	-	-	-	-
C53	-	-	-	-	-	5.6	13.5	13.1	36.2	10.1	41.8	18.9	-	-	-	63.5	9.0	8.9	2.28	20.7
C54	-	-	-	-	-	-	-	-	-	-	-	-	-	-	-	-	-	-	-	-
C55	-	-	-	-	-	-	-	-	-	-	-	-	22.0	-	-	-	0.6	0.9	0.88	2.8
C56	-	-	-	-	-	-	6.8	6.5	-	10.1	-	-	-	-	-	-	2.2	1.4	0.83	3.2
C57	-	-	-	-	-	-	-	-	-	-	-	-	-	-	-	-	-	-	-	-
C58	-	-	-	-	-	-	-	-	-	-	-	-	-	-	-	-	-	-	-	-
C64	-	-	-	-	-	-	-	-	-	-	-	-	-	-	-	-	-	-	-	-
C65	-	-	-	-	-	-	-	-	-	-	-	-	-	-	-	-	-	-	-	-
C66	-	-	-	-	-	-	-	-	-	-	-	-	-	-	-	-	-	-	-	-
C67	-	-	-	-	-	-	-	-	-	-	-	-	-	-	-	-	-	-	-	-
C68	-	-	-	-	-	-	-	-	-	-	-	-	-	-	-	-	-	-	-	-
C69	-	-	-	-	-	-	-	-	-	-	-	-	-	-	-	-	-	-	-	-
C70-72	-	-	-	-	-	-	-	-	-	-	-	-	-	-	-	-	-	-	-	-
C73	-	-	-	-	-	-	6.8	-	-	-	-	-	-	-	34.9	-	1.1	1.1	0.81	-
C74	-	-	-	-	-	-	-	-	-	-	-	-	-	-	-	-	-	-	-	-
C77	-	-	-	-	-	-	-	-	-	-	-	-	-	-	-	-	-	-	-	-
C78	-	-	-	-	-	-	-	-	-	-	-	-	-	-	-	-	-	-	-	-
C79	-	-	-	-	-	-	-	-	-	-	-	-	-	-	-	-	-	-	-	-
C81	-	-	-	-	5.7	-	-	-	-	-	-	-	-	-	-	-	0.6	0.5	0.46	-
C82-85,C96	-	-	-	-	-	-	-	-	-	-	-	-	22.0	-	-	-	0.6	0.9	0.88	2.8
C90	-	-	-	-	-	-	-	-	-	-	13.9	-	-	-	-	-	0.6	0.7	0.70	2.2
C91	8.1	-	-	-	-	-	-	-	-	-	-	-	-	-	-	-	0.6	1.0	0.97	-
C92-94	-	-	-	-	5.7	-	-	-	-	-	-	-	-	-	-	-	0.6	0.5	0.46	-
C95	-	-	-	-	-	-	-	-	-	-	-	-	-	-	-	-	-	-	-	-
O&U	-	-	-	-	-	-	-	-	-	50.6	13.9	-	22.0	50.4	69.9	63.5	7.3	8.8	2.45	14.9
All	8.1	-	-	10.8	17.1	5.6	40.6	32.6	117.7	232.5	181.3	150.9	198.3	302.1	419.3	190.6	64.6	73.5	7.01	148.4

**TABLE: SIT-5(a): Number (#) and Proportion (%) of Cancers by Site (ICD-10) and Method of Diagnosis: 2003-2004 - Males
Silchar Town**

ICD-10	Site	Microscopic		X-Ray / imaging		Clinical		Others		D.C.O		Total	
		#	%	#	%	#	%	#	%	#	%	#	%
C00	Lip	-	-	-	-	-	-	-	-	-	-	-	-
C01-02	Tongue	9	69.2	-	-	-	-	-	-	4	30.8	13	100.0
C03-06	Mouth	8	100.0	-	-	-	-	-	-	-	-	8	100.0
C07-8	Salivary Gland	1	100.0	-	-	-	-	-	-	-	-	1	100.0
C09	Tonsil	2	100.0	-	-	-	-	-	-	-	-	2	100.0
C10	Oth. Oropharynx	4	100.0	-	-	-	-	-	-	-	-	4	100.0
C11	Nasopharynx	-	-	-	-	-	-	-	-	1	100.0	1	100.0
C12-13	Hypopharynx	8	80.0	-	-	-	-	-	-	2	20.0	10	100.0
C14	Pharynx Unspecified	1	50.0	-	-	-	-	-	-	1	50.0	2	100.0
C15	Oesophagus	12	85.7	-	-	-	-	-	-	2	14.3	14	100.0
C16	Stomach	5	55.6	-	-	-	-	-	-	4	44.4	9	100.0
C17	Small Intestine	-	-	-	-	-	-	-	-	-	-	-	-
C18	Colon	4	57.1	-	-	-	-	-	-	3	42.9	7	100.0
C19-20	Rectum	3	37.5	-	-	-	-	-	-	5	62.5	8	100.0
C21	Anus & Anal Canal	2	100.0	-	-	-	-	-	-	-	-	2	100.0
C22	Liver	-	-	-	-	-	-	-	-	5	100.0	5	100.0
C23-24	Gallbladder etc.	1	33.3	-	-	-	-	-	-	2	66.7	3	100.0
C25	Pancreas	-	-	-	-	-	-	-	-	-	-	-	-
C30-31	Nose, Sinuses etc.	-	-	-	-	-	-	-	-	-	-	-	-
C32	Larynx	10	66.7	-	-	-	-	-	-	5	33.3	15	100.0
C33-34	Lung etc.	7	50.0	-	-	-	-	-	-	7	50.0	14	100.0
C37-38	Other Thoracic Organs	1	100.0	-	-	-	-	-	-	-	-	1	100.0
C40-41	Bone	-	-	-	-	-	-	-	-	1	100.0	1	100.0
C43	Melanoma of Skin	-	-	-	-	-	-	-	-	-	-	-	-
C44	Other Skin	-	-	-	-	-	-	-	-	-	-	-	-
C45	Mesothelioma	-	-	-	-	-	-	-	-	-	-	-	-
C46	Kaposi Sarcoma	-	-	-	-	-	-	-	-	-	-	-	-
C47+C49	Conn. & Soft Tissue	-	-	-	-	-	-	-	-	-	-	-	-
C50	Breast	1	100.0	-	-	-	-	-	-	-	-	1	100.0
C60	Penis	1	100.0	-	-	-	-	-	-	-	-	1	100.0
C61	Prostate	1	33.3	-	-	-	-	-	-	2	66.7	3	100.0
C62	Testis	-	-	-	-	-	-	-	-	-	-	-	-
C63	Other Male Genital	-	-	-	-	-	-	-	-	-	-	-	-
C64	Kidney etc.	-	-	-	-	-	-	-	-	1	100.0	1	100.0
C65	Renal Pelvis	-	-	-	-	-	-	-	-	-	-	-	-
C66	Ureter	-	-	-	-	-	-	-	-	-	-	-	-
C67	Bladder	1	100.0	-	-	-	-	-	-	-	-	1	100.0
C68	Uns. Urinary Organs	-	-	-	-	-	-	-	-	-	-	-	-
C69	Eye	-	-	-	-	-	-	-	-	-	-	-	-
C70-72	Brain, Nervous System	-	-	-	-	-	-	-	-	-	-	-	-
C73	Thyroid	1	100.0	-	-	-	-	-	-	-	-	1	100.0
C74	Adrenal Gland	-	-	-	-	-	-	-	-	-	-	-	-
C77	Sec Lymph Nodes	-	-	-	-	-	-	-	-	1	100.0	1	100.0
C78	Sec Resp & Digestive	-	-	-	-	-	-	-	-	-	-	-	-
C79	Sec Others	-	-	-	-	-	-	-	-	-	-	-	-
C81	Hodgkins Disease	-	-	-	-	-	-	-	-	-	-	-	-
C82-85,C96	NHL	2	100.0	-	-	-	-	-	-	-	-	2	100.0
C90	Multiple Myeloma	1	100.0	-	-	-	-	-	-	-	-	1	100.0
C91	Lymphoid Leuk.	-	-	-	-	-	-	-	-	-	-	-	-
C92-94	Myeloid Leukaemia	1	100.0	-	-	-	-	-	-	-	-	1	100.0
C95	Leukaemia Uns	1	100.0	-	-	-	-	-	-	-	-	1	100.0
O&U	Other and Uns	8	19.5	-	-	-	-	-	-	33	80.5	41	100.0
	All Sites	96	54.9	-	-	-	-	-	-	79	45.1	175	100.0

**TABLE: SIT-5(b): Number (#) and Proportion (%) of Cancers by Site (ICD-10) and Method of Diagnosis : 2003-2004 - Females
Silchar Town**

ICD-10	Site	Microscopic		X-Ray / imaging		Clinical		Others		D.C.O		Total	
		#	%	#	%	#	%	#	%	#	%	#	%
C00	Lip	-	-	-	-	-	-	-	-	-	-	-	-
C01-02	Tongue	2	100.0	-	-	-	-	-	-	-	-	2	100.0
C03-06	Mouth	7	87.5	-	-	-	-	1	12.5	-	-	8	100.0
C07-8	Salivary Gland	1	100.0	-	-	-	-	-	-	-	-	1	100.0
C09	Tonsil	-	-	-	-	-	-	-	-	-	-	-	-
C10	Oth. Oropharynx	1	100.0	-	-	-	-	-	-	-	-	1	100.0
C11	Nasopharynx	-	-	-	-	-	-	-	-	-	-	-	-
C12-13	Hypopharynx	2	66.7	-	-	-	-	-	-	1	33.3	3	100.0
C14	Pharynx Unspecified	1	100.0	-	-	-	-	-	-	-	-	1	100.0
C15	Oesophagus	11	64.7	-	-	-	-	-	-	6	35.3	17	100.0
C16	Stomach	2	66.7	-	-	-	-	-	-	1	33.3	3	100.0
C17	Small Intestine	-	-	-	-	-	-	-	-	-	-	-	-
C18	Colon	-	-	-	-	-	-	-	-	-	-	-	-
C19-20	Rectum	1	50.0	-	-	-	-	-	-	1	50.0	2	100.0
C21	Anus & Anal Canal	-	-	-	-	-	-	-	-	-	-	-	-
C22	Liver	-	-	-	-	-	-	-	-	-	-	-	-
C23-24	Gallbladder etc.	2	25.0	-	-	-	-	1	12.5	5	62.5	8	100.0
C25	Pancreas	-	-	-	-	-	-	-	-	1	100.0	1	100.0
C30-31	Nose, Sinuses etc.	-	-	-	-	-	-	-	-	-	-	-	-
C32	Larynx	1	100.0	-	-	-	-	-	-	-	-	1	100.0
C33-34	Lung etc.	2	100.0	-	-	-	-	-	-	-	-	2	100.0
C37-38	Other Thoracic Organs	-	-	-	-	-	-	-	-	-	-	-	-
C40-41	Bone	2	100.0	-	-	-	-	-	-	-	-	2	100.0
C43	Melanoma of Skin	1	100.0	-	-	-	-	-	-	-	-	1	100.0
C44	Other Skin	-	-	-	-	-	-	-	-	-	-	-	-
C45	Mesothelioma	-	-	-	-	-	-	-	-	-	-	-	-
C46	Kaposi Sarcoma	-	-	-	-	-	-	-	-	-	-	-	-
C47+C49	Conn. & Soft Tissue	-	-	-	-	-	-	-	-	-	-	-	-
C50	Breast	16	84.2	-	-	-	-	-	-	3	15.8	19	100.0
C51	Vulva	2	100.0	-	-	-	-	-	-	-	-	2	100.0
C52	Vagina	-	-	-	-	-	-	-	-	-	-	-	-
C53	Cervix Uteri	16	100.0	-	-	-	-	-	-	-	-	16	100.0
C54	Corpus Uteri	-	-	-	-	-	-	-	-	-	-	-	-
C55	Uterus Unspecified	1	100.0	-	-	-	-	-	-	-	-	1	100.0
C56	Ovary etc.	3	75.0	-	-	-	-	-	-	1	25.0	4	100.0
C57	Other Female Genital	-	-	-	-	-	-	-	-	-	-	-	-
C58	Placenta	-	-	-	-	-	-	-	-	-	-	-	-
C64	Kidney etc.	-	-	-	-	-	-	-	-	-	-	-	-
C65	Renal Pelvis	-	-	-	-	-	-	-	-	-	-	-	-
C66	Ureter	-	-	-	-	-	-	-	-	-	-	-	-
C67	Bladder	-	-	-	-	-	-	-	-	-	-	-	-
C68	Uns.Urinary Organs	-	-	-	-	-	-	-	-	-	-	-	-
C69	Eye	-	-	-	-	-	-	-	-	-	-	-	-
C70-72	Brain, Nervous System	-	-	-	-	-	-	-	-	-	-	-	-
C73	Thyroid	2	100.0	-	-	-	-	-	-	-	-	2	100.0
C74	Adrenal Gland	-	-	-	-	-	-	-	-	-	-	-	-
C77	Sec Lymph Nodes	-	-	-	-	-	-	-	-	-	-	-	-
C78	Sec Resp & Digestive	-	-	-	-	-	-	-	-	-	-	-	-
C79	Sec Others	-	-	-	-	-	-	-	-	-	-	-	-
C81	Hodgkins Disease	1	100.0	-	-	-	-	-	-	-	-	1	100.0
C82-85,C96	NHL	1	100.0	-	-	-	-	-	-	-	-	1	100.0
C90	Multiple Myeloma	1	100.0	-	-	-	-	-	-	-	-	1	100.0
C91	Lymphoid Leuk.	1	100.0	-	-	-	-	-	-	-	-	1	100.0
C92-94	Myeloid Leukaemia	1	100.0	-	-	-	-	-	-	-	-	1	100.0
C95	Leukaemia Uns	-	-	-	-	-	-	-	-	-	-	-	-
O&U	Other and Uns	9	69.2	-	-	-	-	-	-	4	30.8	13	100.0
	All Sites	90	78.3	-	-	-	-	2	1.7	23	20.0	115	100.0

TABLE: SIT-6(a): Number (#) and Proportion (%) of Cancers by Site (ICD-9) and Detailed Microscopic Diagnosis, 2003-2004 - Males : Silchar Town

ICD-10	Site	Pri. Hist		Sec. Hist		Cytology		Blood Film		Bone Marrow		Others		Total	
		#	%	#	%	#	%	#	%	#	%	#	%	#	%
C00	Lip	-	-	-	-	-	-	-	-	-	-	-	-	-	-
C01-02	Tongue	6	46.2	-	-	3	23.1	-	-	-	-	4	30.8	13	100.0
C03-06	Mouth	6	75.0	-	-	2	25.0	-	-	-	-	-	-	8	100.0
C07-8	Salivary Gland	-	-	-	-	1	100.0	-	-	-	-	-	-	1	100.0
C09	Tonsil	2	100.0	-	-	-	-	-	-	-	-	-	-	2	100.0
C10	Oth. Oropharynx	2	50.0	-	-	2	50.0	-	-	-	-	-	-	4	100.0
C11	Nasopharynx	-	-	-	-	-	-	-	-	-	-	1	100.0	1	100.0
C12-13	Hypopharynx	6	60.0	-	-	2	20.0	-	-	-	-	2	20.0	10	100.0
C14	Pharynx Unspecified	1	50.0	-	-	-	-	-	-	-	-	1	50.0	2	100.0
C15	Oesophagus	8	57.1	-	-	4	28.6	-	-	-	-	2	14.3	14	100.0
C16	Stomach	5	55.6	-	-	-	-	-	-	-	-	4	44.4	9	100.0
C17	Small Intestine	-	-	-	-	-	-	-	-	-	-	-	-	-	-
C18	Colon	4	57.1	-	-	-	-	-	-	-	-	3	42.9	7	100.0
C19-20	Rectum	3	37.5	-	-	-	-	-	-	-	-	5	62.5	8	100.0
C21	Anus & Anal Canal	2	100.0	-	-	-	-	-	-	-	-	-	-	2	100.0
C22	Liver	-	-	-	-	-	-	-	-	-	-	5	100.0	5	100.0
C23-24	Gallbladder etc.	-	-	-	-	1	33.3	-	-	-	-	2	66.7	3	100.0
C25	Pancreas	-	-	-	-	-	-	-	-	-	-	-	-	-	-
C30-31	Nose, Sinuses etc.	-	-	-	-	-	-	-	-	-	-	-	-	-	-
C32	Larynx	10	66.7	-	-	-	-	-	-	-	-	5	33.3	15	100.0
C33-34	Lung etc.	1	7.1	-	-	6	42.9	-	-	-	-	7	50.0	14	100.0
C37-38	Other Thoracic Organs	-	-	-	-	1	100.0	-	-	-	-	-	-	1	100.0
C40-41	Bone	-	-	-	-	-	-	-	-	-	-	1	100.0	1	100.0
C43	Melanoma of Skin	-	-	-	-	-	-	-	-	-	-	-	-	-	-
C44	Other Skin	-	-	-	-	-	-	-	-	-	-	-	-	-	-
C45	Mesothelioma	-	-	-	-	-	-	-	-	-	-	-	-	-	-
C46	Kaposi Sarcoma	-	-	-	-	-	-	-	-	-	-	-	-	-	-
C47+C49	Conn. & Soft Tissue	-	-	-	-	-	-	-	-	-	-	-	-	-	-
C50	Breast	-	-	-	-	1	100.0	-	-	-	-	-	-	1	100.0
C60	Penis	-	-	-	-	1	100.0	-	-	-	-	-	-	1	100.0
C61	Prostate	1	33.3	-	-	-	-	-	-	-	-	2	66.7	3	100.0
C62	Testis	-	-	-	-	-	-	-	-	-	-	-	-	-	-
C63	Other Male Genital	-	-	-	-	-	-	-	-	-	-	-	-	-	-
C64	Kidney etc.	-	-	-	-	-	-	-	-	-	-	1	100.0	1	100.0
C65	Renal Pelvis	-	-	-	-	-	-	-	-	-	-	-	-	-	-
C66	Ureter	-	-	-	-	-	-	-	-	-	-	-	-	-	-
C67	Bladder	1	100.0	-	-	-	-	-	-	-	-	-	-	1	100.0
C68	Uns. Urinary Organs	-	-	-	-	-	-	-	-	-	-	-	-	-	-
C69	Eye	-	-	-	-	-	-	-	-	-	-	-	-	-	-
C70-72	Brain, Nervous System	-	-	-	-	-	-	-	-	-	-	-	-	-	-
C73	Thyroid	1	100.0	-	-	-	-	-	-	-	-	-	-	1	100.0
C74	Adrenal Gland	-	-	-	-	-	-	-	-	-	-	-	-	-	-
C77	Sec Lymph Nodes	-	-	-	-	-	-	-	-	-	-	1	100.0	1	100.0
C78	Sec Resp & Digestive	-	-	-	-	-	-	-	-	-	-	-	-	-	-
C79	Sec Others	-	-	-	-	-	-	-	-	-	-	-	-	-	-
C81	Hodgkins Disease	-	-	-	-	-	-	-	-	-	-	-	-	-	-
C82-85,C96	NHL	-	-	-	-	2	100.0	-	-	-	-	-	-	2	100.0
C90	Multiple Myeloma	-	-	-	-	-	-	-	-	1	100.0	-	-	1	100.0
C91	Lymphoid Leuk.	-	-	-	-	-	-	-	-	-	-	-	-	-	-
C92-94	Myeloid Leukaemia	-	-	-	-	-	-	-	-	1	100.0	-	-	1	100.0
C95	Leukaemia Uns	-	-	-	-	1	100.0	-	-	-	-	-	-	1	100.0
O&U	Other and Uns	-	-	1	2.4	7	17.1	-	-	-	-	33	80.5	41	100.0
	All Sites	59	33.7	1	0.6	34	19.4	-	-	2	1.1	79	45.1	175	100.0

TABLE: SIT-6(b): Number (#) and Proportion (%) of Cancers by Site (ICD-9) and Detailed Microscopic Diagnosis, 2003-2004 - Females : Silchar Town

ICD-10	Site	Pri. Hist		Sec. Hist		Cytology		Blood Film		Bone Marrow		Others		Total	
		#	%	#	%	#	%	#	%	#	%	#	%	#	%
C00	Lip	-	-	-	-	-	-	-	-	-	-	-	-	-	-
C01-02	Tongue	1	50.0	-	-	1	50.0	-	-	-	-	-	-	2	100.0
C03-06	Mouth	7	87.5	-	-	-	-	-	-	-	-	1	12.5	8	100.0
C07-8	Salivary Gland	-	-	-	-	1	100.0	-	-	-	-	-	-	1	100.0
C09	Tonsil	-	-	-	-	-	-	-	-	-	-	-	-	-	-
C10	Oth. Oropharynx	1	100.0	-	-	-	-	-	-	-	-	-	-	1	100.0
C11	Nasopharynx	-	-	-	-	-	-	-	-	-	-	-	-	-	-
C12-13	Hypopharynx	2	66.7	-	-	-	-	-	-	-	-	1	33.3	3	100.0
C14	Pharynx Unspecified	-	-	-	-	1	100.0	-	-	-	-	-	-	1	100.0
C15	Oesophagus	11	64.7	-	-	-	-	-	-	-	-	6	35.3	17	100.0
C16	Stomach	1	33.3	-	-	1	33.3	-	-	-	-	1	33.3	3	100.0
C17	Small Intestine	-	-	-	-	-	-	-	-	-	-	-	-	-	-
C18	Colon	-	-	-	-	-	-	-	-	-	-	-	-	-	-
C19-20	Rectum	1	50.0	-	-	-	-	-	-	-	-	1	50.0	2	100.0
C21	Anus & Anal Canal	-	-	-	-	-	-	-	-	-	-	-	-	-	-
C22	Liver	-	-	-	-	-	-	-	-	-	-	-	-	-	-
C23-24	Gallbladder etc.	1	12.5	-	-	1	12.5	-	-	-	-	6	75.0	8	100.0
C25	Pancreas	-	-	-	-	-	-	-	-	-	-	1	100.0	1	100.0
C30-31	Nose, Sinuses etc.	-	-	-	-	-	-	-	-	-	-	-	-	-	-
C32	Larynx	1	100.0	-	-	-	-	-	-	-	-	-	-	1	100.0
C33-34	Lung etc.	1	50.0	-	-	1	50.0	-	-	-	-	-	-	2	100.0
C37-38	Other Thoracic Organs	-	-	-	-	-	-	-	-	-	-	-	-	-	-
C40-41	Bone	2	100.0	-	-	-	-	-	-	-	-	-	-	2	100.0
C43	Melanoma of Skin	-	-	-	-	1	100.0	-	-	-	-	-	-	1	100.0
C44	Other Skin	-	-	-	-	-	-	-	-	-	-	-	-	-	-
C45	Mesothelioma	-	-	-	-	-	-	-	-	-	-	-	-	-	-
C46	Kaposi Sarcoma	-	-	-	-	-	-	-	-	-	-	-	-	-	-
C47+C49	Conn. & Soft Tissue	-	-	-	-	-	-	-	-	-	-	-	-	-	-
C50	Breast	10	52.6	-	-	6	31.6	-	-	-	-	3	15.8	19	100.0
C51	Vulva	2	100.0	-	-	-	-	-	-	-	-	-	-	2	100.0
C52	Vagina	-	-	-	-	-	-	-	-	-	-	-	-	-	-
C53	Cervix Uteri	15	93.8	-	-	1	6.3	-	-	-	-	-	-	16	100.0
C54	Corpus Uteri	-	-	-	-	-	-	-	-	-	-	-	-	-	-
C55	Uterus Unspecified	1	100.0	-	-	-	-	-	-	-	-	-	-	1	100.0
C56	Ovary etc.	3	75.0	-	-	-	-	-	-	-	-	1	25.0	4	100.0
C57	Other Female Genital	-	-	-	-	-	-	-	-	-	-	-	-	-	-
C58	Placenta	-	-	-	-	-	-	-	-	-	-	-	-	-	-
C64	Kidney etc.	-	-	-	-	-	-	-	-	-	-	-	-	-	-
C65	Renal Pelvis	-	-	-	-	-	-	-	-	-	-	-	-	-	-
C66	Ureter	-	-	-	-	-	-	-	-	-	-	-	-	-	-
C67	Bladder	-	-	-	-	-	-	-	-	-	-	-	-	-	-
C68	Uns.Urinary Organs	-	-	-	-	-	-	-	-	-	-	-	-	-	-
C69	Eye	-	-	-	-	-	-	-	-	-	-	-	-	-	-
C70-72	Brain, Nervous System	-	-	-	-	-	-	-	-	-	-	-	-	-	-
C73	Thyroid	-	-	1	50.0	1	50.0	-	-	-	-	-	-	2	100.0
C74	Adrenal Gland	-	-	-	-	-	-	-	-	-	-	-	-	-	-
C77	Sec Lymph Nodes	-	-	-	-	-	-	-	-	-	-	-	-	-	-
C78	Sec Resp & Digestive	-	-	-	-	-	-	-	-	-	-	-	-	-	-
C79	Sec Others	-	-	-	-	-	-	-	-	-	-	-	-	-	-
C81	Hodgkins Disease	1	100.0	-	-	-	-	-	-	-	-	-	-	1	100.0
C82-85,C96	NHL	-	-	-	-	1	100.0	-	-	-	-	-	-	1	100.0
C90	Multiple Myeloma	-	-	-	-	-	-	-	-	1	100.0	-	-	1	100.0
C91	Lymphoid Leuk.	-	-	-	-	-	-	1	100.0	-	-	-	-	1	100.0
C92-94	Myeloid Leukaemia	-	-	-	-	-	-	-	-	1	100.0	-	-	1	100.0
C95	Leukaemia Uns	-	-	-	-	-	-	-	-	-	-	-	-	-	-
O&U	Other and Uns	4	30.8	2	15.4	3	23.1	-	-	-	-	4	30.8	13	100.0
	All Sites	65	56.5	3	2.6	19	16.5	1	0.9	2	1.7	25	21.7	115	100.0

**TABLE SIT-7 (a): Number of Cancer Deaths by Five Year Age Group and Site (ICD-10):
2003-2004 – Males**

% = Relative Proportion of Cancers of All Sites.

Silchar Town

ICD-10	Site	0-4	5-9	10-14	15-19	20-24	25-29	30-34	35-39	40-44	45-49	50-54	55-59	60-64	65-69	70-74	75+	Unkn	Total	%
C00	Lip	-	-	-	-	-	-	-	-	-	-	-	-	-	-	-	-	-	-	-
C01-02	Tongue	-	-	-	-	-	-	-	-	3	-	-	-	1	-	-	-	-	4	4.94
C03-06	Mouth	-	-	-	-	-	-	-	-	-	-	-	-	-	-	-	-	-	-	-
C07-8	Salivary Gland	-	-	-	-	-	-	-	-	-	-	-	-	-	-	-	-	-	-	-
C09	Tonsil	-	-	-	-	-	-	-	-	-	-	-	-	-	-	-	-	-	-	-
C10	Oth. Oropharynx	-	-	-	-	-	-	-	-	-	-	-	-	-	-	-	-	-	-	-
C11	Nasopharynx	-	-	-	-	1	-	-	-	-	-	-	-	-	-	-	-	-	1	1.23
C12-13	Hypopharynx	-	-	-	-	-	-	-	-	-	-	1	-	-	-	1	-	-	2	2.47
C14	Pharynx Unspecified	-	-	-	-	-	-	-	-	-	-	-	1	-	-	-	-	-	1	1.23
C15	Oesophagus	-	-	-	-	-	-	-	-	-	1	1	-	-	-	-	-	-	2	2.47
C16	Stomach	-	-	-	-	-	-	-	-	-	1	1	-	-	2	-	-	-	4	4.94
C17	Small Intestine	-	-	-	-	-	-	-	-	-	-	-	-	-	-	-	-	-	-	-
C18	Colon	-	-	-	-	-	-	-	-	-	-	2	1	-	-	-	-	-	3	3.70
C19-20	Rectum	-	-	-	-	-	-	-	-	1	-	-	1	-	1	1	-	1	5	6.17
C21	Anus & Anal Canal	-	-	-	-	-	-	-	-	-	-	-	-	-	-	-	-	-	-	-
C22	Liver	-	-	-	-	-	-	-	-	1	-	-	-	-	-	2	2	-	5	6.17
C23-24	Gallbladder etc.	-	-	-	-	-	-	-	-	-	-	-	-	-	-	2	-	-	2	2.47
C25	Pancreas	-	-	-	-	-	-	-	-	-	-	-	-	-	-	-	-	-	-	-
C30-31	Nose, Sinuses etc.	-	-	-	-	-	-	-	-	-	-	-	-	-	-	-	-	-	-	-
C32	Larynx	-	-	-	-	-	-	-	-	-	-	1	1	1	-	-	2	-	5	6.17
C33-34	Lung etc.	-	-	-	-	-	-	-	-	-	2	-	-	3	1	1	1	-	8	9.88
C37-38	Other Thoracic Organs	-	-	-	-	-	-	-	-	-	-	-	-	-	-	-	-	-	-	-
C40-41	Bone	-	-	-	-	-	-	-	-	-	-	-	-	-	1	-	-	-	1	1.23
C43	Melanoma of Skin	-	-	-	-	-	-	-	-	-	-	-	-	-	-	-	-	-	-	-
C44	Other Skin	-	-	-	-	-	-	-	-	-	-	-	-	-	-	-	-	-	-	-
C45	Mesothelioma	-	-	-	-	-	-	-	-	-	-	-	-	-	-	-	-	-	-	-
C46	Kaposi Sarcoma	-	-	-	-	-	-	-	-	-	-	-	-	-	-	-	-	-	-	-
C47 + C49	Conn. & Soft Tissue	-	-	-	-	-	-	-	-	-	-	-	-	-	-	-	-	-	-	-
C50	Breast	-	-	-	-	-	-	-	-	-	-	-	-	-	-	-	-	-	-	-
C60	Penis	-	-	-	-	-	-	-	-	-	-	-	-	-	-	-	-	-	-	-
C61	Prostate	-	-	-	-	-	-	-	-	-	-	-	-	-	-	1	1	-	2	2.47
C62	Testis	-	-	-	-	-	-	-	-	-	-	-	-	-	-	-	-	-	-	-
C63	Other Male Genital	-	-	-	-	-	-	-	-	-	-	-	-	-	-	-	-	-	-	-
C64	Kidney etc.	-	-	-	-	-	-	-	-	1	-	-	-	-	-	-	-	-	1	1.23
C65	Renal Pelvis	-	-	-	-	-	-	-	-	-	-	-	-	-	-	-	-	-	-	-
C66	Ureter	-	-	-	-	-	-	-	-	-	-	-	-	-	-	-	-	-	-	-
C67	Bladder	-	-	-	-	-	-	-	-	-	-	-	-	-	-	-	-	-	-	-
C68	Uns. Urinary Organs	-	-	-	-	-	-	-	-	-	-	-	-	-	-	-	-	-	-	-
C69	Eye	-	-	-	-	-	-	-	-	-	-	-	-	-	-	-	-	-	-	-
C70-72	Brain, Nervous System	-	-	-	-	-	-	-	-	-	-	-	-	-	-	-	-	-	-	-
C73	Thyroid	-	-	-	-	-	-	-	-	-	-	-	-	-	-	-	-	-	-	-
C74	Adrenal Gland	-	-	-	-	-	-	-	-	-	-	-	-	-	-	-	-	-	-	-
C77	Sec Lymph Nodes	-	-	-	-	-	-	1	-	-	-	-	-	-	-	-	-	-	1	1.23
C78	Sec Resp & Digestive	-	-	-	-	-	-	-	-	-	-	-	-	-	-	-	-	-	-	-
C79	Sec Others	-	-	-	-	-	-	-	-	-	-	-	-	-	-	-	-	-	-	-
C81	Hodgkins Disease	-	-	-	-	-	-	-	-	-	-	-	-	-	-	-	-	-	-	-
C82-85, C96	NHL	-	-	-	-	-	-	-	-	-	-	-	-	-	-	-	-	-	-	-
C90	Multiple Myeloma	-	-	-	-	-	-	-	-	-	-	-	-	-	-	-	-	-	-	-
C91	Lymphoid Leuk.	-	-	-	-	-	-	-	-	-	-	-	-	-	-	-	-	-	-	-
C92-94	Myeloid Leukaemia	-	-	-	-	-	-	-	-	-	-	-	-	-	-	-	-	-	-	-
C95	Leukaemia Uns	-	-	-	-	-	-	-	-	-	-	-	-	-	-	-	-	-	-	-
O&U	Other and Uns	-	-	-	-	1	-	4	1	-	2	1	7	6	4	3	4	1	34	41.98
	All Sites	-	-	-	-	2	-	5	1	6	6	7	11	11	9	11	10	2	81	100.00

**TABLE SIT-7 (b): Number of Cancer Deaths by Five Year Age Group and Site (ICD-10):
2003-2004 – Females**

% = Relative Proportion of Cancers of All Sites.

Silchar Town

ICD-10	Site	0-4	5-9	10-14	15-19	20-24	25-29	30-34	35-39	40-44	45-49	50-54	55-59	60-64	65-69	70-74	75+	Unkn	Total	%
C00	Lip	-	-	-	-	-	-	-	-	-	-	-	-	-	-	-	-	-	-	-
C01-02	Tongue	-	-	-	-	-	-	-	-	-	-	-	-	-	-	-	-	-	-	-
C03-06	Mouth	-	-	-	-	-	-	-	-	-	-	-	-	-	-	-	-	-	-	-
C07-8	Salivary Gland	-	-	-	-	-	-	-	-	-	-	-	-	-	-	-	-	-	-	-
C09	Tonsil	-	-	-	-	-	-	-	-	-	-	-	-	-	-	-	-	-	-	-
C10	Oth. Oropharynx	-	-	-	-	-	-	-	-	-	-	-	-	-	-	-	-	-	-	-
C11	Nasopharynx	-	-	-	-	-	-	-	-	-	-	-	-	-	-	-	-	-	-	-
C12-13	Hypopharynx	-	-	-	-	-	-	-	-	-	-	1	-	-	-	-	-	-	1	4.00
C14	Pharynx Unspecified	-	-	-	-	-	-	-	-	-	-	-	-	-	-	-	-	-	-	-
C15	Oesophagus	-	-	-	-	-	-	-	-	-	-	3	-	-	3	-	-	-	6	24.00
C16	Stomach	-	-	-	-	-	-	-	-	-	-	-	-	-	-	1	-	-	1	4.00
C17	Small Intestine	-	-	-	-	-	-	-	-	-	-	-	-	-	-	-	-	-	-	-
C18	Colon	-	-	-	-	-	-	-	-	-	-	-	-	-	-	-	-	-	-	-
C19-20	Rectum	-	-	-	-	1	-	-	-	-	-	-	-	-	-	-	-	-	1	4.00
C21	Anus & Anal Canal	-	-	-	-	-	-	-	-	-	-	-	-	-	-	-	-	-	-	-
C22	Liver	-	-	-	-	-	-	-	-	-	-	-	-	-	-	-	-	-	-	-
C23-24	Gallbladder etc.	-	-	-	-	-	-	-	-	3	-	-	-	-	3	-	-	-	6	24.00
C25	Pancreas	-	-	-	-	-	-	-	-	1	-	-	-	-	-	-	-	-	1	4.00
C30-31	Nose, Sinuses etc.	-	-	-	-	-	-	-	-	-	-	-	-	-	-	-	-	-	-	-
C32	Larynx	-	-	-	-	-	-	-	-	-	-	-	-	-	-	-	-	-	-	-
C33-34	Lung etc.	-	-	-	-	-	-	-	-	-	-	-	-	-	-	-	-	-	-	-
C37-38	Other Thoracic Organs	-	-	-	-	-	-	-	-	-	-	-	-	-	-	-	-	-	-	-
C40-41	Bone	-	-	-	-	-	-	-	-	-	-	-	-	-	-	-	-	-	-	-
C43	Melanoma of Skin	-	-	-	-	-	-	-	-	-	-	-	-	-	-	-	-	-	-	-
C44	Other Skin	-	-	-	-	-	-	-	-	-	-	-	-	-	-	-	-	-	-	-
C45	Mesothelioma	-	-	-	-	-	-	-	-	-	-	-	-	-	-	-	-	-	-	-
C46	Kaposi Sarcoma	-	-	-	-	-	-	-	-	-	-	-	-	-	-	-	-	-	-	-
C47 + C49	Conn. & Soft Tissue	-	-	-	-	-	-	-	-	-	-	-	-	-	-	-	-	-	-	-
C50	Breast	-	-	-	-	-	-	-	-	-	-	1	-	-	-	2	-	-	3	12.00
C51	Vulva	-	-	-	-	-	-	-	-	-	-	-	-	-	-	-	-	-	-	-
C52	Vagina	-	-	-	-	-	-	-	-	-	-	-	-	-	-	-	-	-	-	-
C53	Cervix Uteri	-	-	-	-	-	1	-	-	-	-	-	-	-	-	-	-	-	1	4.00
C54	Corpus Uteri	-	-	-	-	-	-	-	-	-	-	-	-	-	-	-	-	-	-	-
C55	Uterus Unspecified	-	-	-	-	-	-	-	-	-	-	-	-	-	-	-	-	-	-	-
C56	Ovary etc.	-	-	-	-	-	-	-	-	-	-	-	-	-	-	-	-	1	1	4.00
C57	Other Female Genital	-	-	-	-	-	-	-	-	-	-	-	-	-	-	-	-	-	-	-
C58	Placenta	-	-	-	-	-	-	-	-	-	-	-	-	-	-	-	-	-	-	-
C64	Kidney etc.	-	-	-	-	-	-	-	-	-	-	-	-	-	-	-	-	-	-	-
C65	Renal Pelvis	-	-	-	-	-	-	-	-	-	-	-	-	-	-	-	-	-	-	-
C66	Ureter	-	-	-	-	-	-	-	-	-	-	-	-	-	-	-	-	-	-	-
C67	Bladder	-	-	-	-	-	-	-	-	-	-	-	-	-	-	-	-	-	-	-
C68	Uns. Urinary Organs	-	-	-	-	-	-	-	-	-	-	-	-	-	-	-	-	-	-	-
C69	Eye	-	-	-	-	-	-	-	-	-	-	-	-	-	-	-	-	-	-	-
C70-72	Brain, Nervous System	-	-	-	-	-	-	-	-	-	-	-	-	-	-	-	-	-	-	-
C73	Thyroid	-	-	-	-	-	-	-	-	-	-	-	-	-	-	-	-	-	-	-
C74	Adrenal Gland	-	-	-	-	-	-	-	-	-	-	-	-	-	-	-	-	-	-	-
C77	Sec Lymph Nodes	-	-	-	-	-	-	-	-	-	-	-	-	-	-	-	-	-	-	-
C78	Sec Resp & Digestive	-	-	-	-	-	-	-	-	-	-	-	-	-	-	-	-	-	-	-
C79	Sec Others	-	-	-	-	-	-	-	-	-	-	-	-	-	-	-	-	-	-	-
C81	Hodgkins Disease	-	-	-	-	-	-	-	-	-	-	-	-	-	-	-	-	-	-	-
C82-85, C96	NHL	-	-	-	-	-	-	-	-	-	-	-	-	-	-	-	-	-	-	-
C90	Multiple Myeloma	-	-	-	-	-	-	-	-	-	-	-	-	-	-	-	-	-	-	-
C91	Lymphoid Leuk.	-	-	-	-	-	-	-	-	-	-	-	-	-	-	-	-	-	-	-
C92-94	Myeloid Leukaemia	-	-	-	-	-	-	-	-	-	-	-	-	-	-	-	-	-	-	-
C95	Leukaemia Uns	-	-	-	-	-	-	-	-	-	-	-	-	-	-	-	-	-	-	-
O&U	Other and Uns	-	-	-	-	-	-	-	-	1	-	-	-	-	-	1	2	-	4	16.00
	All Sites	-	-	-	-	1	1	-	-	4	1	1	4	-	3	6	3	1	25	100.00

TABLE: SIT-8(a):
Average Annual Age Specific, Crude (CR), Age Adjusted (AAR) (with Standard Error(SE)) and
Truncated (35-64 Yrs) (TR) Mortality Rate per 100,000 population: 2003-2004 - Males
Silchar Town

ICD-10	0-4	5-9	10-14	15-19	20-24	25-29	30-34	35-39	40-44	45-49	50-54	55-59	60-64	65-69	70-74	>75	CR	AAR	SE	TR
C00	-	-	-	-	-	-	-	-	-	-	-	-	-	-	-	-	-	-	-	-
C01-02	-	-	-	-	-	-	-	-	-	-	-	-	-	-	-	-	-	-	-	-
C03-06	-	-	-	-	-	-	-	-	-	-	-	-	-	-	-	-	-	-	-	-
C07-8	-	-	-	-	-	-	-	-	-	-	-	-	-	-	-	-	-	-	-	-
C09	-	-	-	-	-	-	-	-	-	-	-	-	-	-	-	-	-	-	-	-
C10	-	-	-	-	-	-	-	-	-	-	-	-	-	-	-	-	-	-	-	-
C11	-	-	-	-	-	-	-	-	-	-	-	-	-	-	-	-	-	-	-	-
C12-13	-	-	-	-	-	-	-	-	-	-	-	18.9	-	-	-	-	0.6	0.8	0.75	2.4
C14	-	-	-	-	-	-	-	-	-	-	-	-	-	-	-	-	-	-	-	-
C15	-	-	-	-	-	-	-	-	-	-	-	56.6	-	-	104.8	-	3.4	4.4	1.78	7.3
C16	-	-	-	-	-	-	-	-	-	-	-	-	-	-	-	31.8	0.6	0.6	0.64	-
C17	-	-	-	-	-	-	-	-	-	-	-	-	-	-	-	-	-	-	-	-
C18	-	-	-	-	-	-	-	-	-	-	-	-	-	-	-	-	-	-	-	-
C19-20	-	-	-	-	5.7	-	-	-	-	-	-	-	-	-	-	-	0.6	0.5	0.46	-
C21	-	-	-	-	-	-	-	-	-	-	-	-	-	-	-	-	-	-	-	-
C22	-	-	-	-	-	-	-	-	-	-	-	-	-	-	-	-	-	-	-	-
C23-24	-	-	-	-	-	-	-	-	27.2	-	-	-	-	75.5	-	-	3.4	3.9	1.61	5.3
C25	-	-	-	-	-	-	-	-	9.1	-	-	-	-	-	-	-	0.6	0.5	0.54	1.8
C30-31	-	-	-	-	-	-	-	-	-	-	-	-	-	-	-	-	-	-	-	-
C32	-	-	-	-	-	-	-	-	-	-	-	-	-	-	-	-	-	-	-	-
C33-34	-	-	-	-	-	-	-	-	-	-	-	-	-	-	-	-	-	-	-	-
C37-38	-	-	-	-	-	-	-	-	-	-	-	-	-	-	-	-	-	-	-	-
C40-41	-	-	-	-	-	-	-	-	-	-	-	-	-	-	-	-	-	-	-	-
C43	-	-	-	-	-	-	-	-	-	-	-	-	-	-	-	-	-	-	-	-
C44	-	-	-	-	-	-	-	-	-	-	-	-	-	-	-	-	-	-	-	-
C45	-	-	-	-	-	-	-	-	-	-	-	-	-	-	-	-	-	-	-	-
C46	-	-	-	-	-	-	-	-	-	-	-	-	-	-	-	-	-	-	-	-
C47 + C49	-	-	-	-	-	-	-	-	-	-	-	-	-	-	-	-	-	-	-	-
C50	-	-	-	-	-	-	-	-	-	-	13.9	-	-	-	69.9	-	1.7	2.1	1.21	2.2
C51	-	-	-	-	-	-	-	-	-	-	-	-	-	-	-	-	-	-	-	-
C52	-	-	-	-	-	-	-	-	-	-	-	-	-	-	-	-	-	-	-	-
C53	-	-	-	-	-	5.6	-	-	-	-	-	-	-	-	-	-	0.6	0.4	0.45	-
C54	-	-	-	-	-	-	-	-	-	-	-	-	-	-	-	-	-	-	-	-
C55	-	-	-	-	-	-	-	-	-	-	-	-	-	-	-	-	-	-	-	-
C56	-	-	-	-	-	-	-	-	-	-	-	-	-	-	-	-	0.6	-	-	-
C57	-	-	-	-	-	-	-	-	-	-	-	-	-	-	-	-	-	-	-	-
C58	-	-	-	-	-	-	-	-	-	-	-	-	-	-	-	-	-	-	-	-
C64	-	-	-	-	-	-	-	-	-	-	-	-	-	-	-	-	-	-	-	-
C65	-	-	-	-	-	-	-	-	-	-	-	-	-	-	-	-	-	-	-	-
C66	-	-	-	-	-	-	-	-	-	-	-	-	-	-	-	-	-	-	-	-
C67	-	-	-	-	-	-	-	-	-	-	-	-	-	-	-	-	-	-	-	-
C68	-	-	-	-	-	-	-	-	-	-	-	-	-	-	-	-	-	-	-	-
C69	-	-	-	-	-	-	-	-	-	-	-	-	-	-	-	-	-	-	-	-
C70-72	-	-	-	-	-	-	-	-	-	-	-	-	-	-	-	-	-	-	-	-
C73	-	-	-	-	-	-	-	-	-	-	-	-	-	-	-	-	-	-	-	-
C74	-	-	-	-	-	-	-	-	-	-	-	-	-	-	-	-	-	-	-	-
C77	-	-	-	-	-	-	-	-	-	-	-	-	-	-	-	-	-	-	-	-
C78	-	-	-	-	-	-	-	-	-	-	-	-	-	-	-	-	-	-	-	-
C79	-	-	-	-	-	-	-	-	-	-	-	-	-	-	-	-	-	-	-	-
C81	-	-	-	-	-	-	-	-	-	-	-	-	-	-	-	-	-	-	-	-
C82-85,C96	-	-	-	-	-	-	-	-	-	-	-	-	-	-	-	-	-	-	-	-
C90	-	-	-	-	-	-	-	-	-	-	-	-	-	-	-	-	-	-	-	-
C91	-	-	-	-	-	-	-	-	-	-	-	-	-	-	-	-	-	-	-	-
C92-94	-	-	-	-	-	-	-	-	-	-	-	-	-	-	-	-	-	-	-	-
C95	-	-	-	-	-	-	-	-	-	-	-	-	-	-	-	-	-	-	-	-
O&U	-	-	-	-	-	-	-	-	-	10.1	-	-	-	-	34.9	63.5	2.2	2.6	1.29	2.0
All	-	-	-	-	5.7	5.6	-	-	36.2	10.1	13.9	75.5	-	75.5	209.6	95.3	14.0	15.8	3.25	20.9

TABLE: SIT-8(b):
Average Annual Age Specific, Crude (CR), Age Adjusted (AAR) (with Standard Error(SE)) and
Truncated (35-64 Yrs) (TR) Mortality Rate per 100,000 population: 2003-2004 - Females
Silchar Town

ICD-10	0-4	5-9	10-14	15-19	20-24	25-29	30-34	35-39	40-44	45-49	50-54	55-59	60-64	65-69	70-74	>75	CR	AAR	SE	TR
C00	-	-	-	-	-	-	-	-	-	-	-	-	-	-	-	-	-	-	-	-
C01-02	-	-	-	-	-	-	-	-	23.6	-	-	-	20.4	-	-	-	2.2	2.2	1.15	7.2
C03-06	-	-	-	-	-	-	-	-	-	-	-	-	-	-	-	-	-	-	-	-
C07-8	-	-	-	-	-	-	-	-	-	-	-	-	-	-	-	-	-	-	-	-
C09	-	-	-	-	-	-	-	-	-	-	-	-	-	-	-	-	-	-	-	-
C10	-	-	-	-	-	-	-	-	-	-	-	-	-	-	-	-	-	-	-	-
C11	-	-	-	-	5.8	-	-	-	-	-	-	-	-	-	-	-	0.5	0.5	0.47	-
C12-13	-	-	-	-	-	-	-	-	-	-	11.3	-	-	-	37.8	-	1.1	1.3	0.94	1.8
C14	-	-	-	-	-	-	-	-	-	-	-	15.3	-	-	-	-	0.5	0.6	0.61	2.0
C15	-	-	-	-	-	-	-	-	-	8.6	11.3	-	-	-	-	-	1.1	1.1	0.76	3.5
C16	-	-	-	-	-	-	-	-	-	8.6	11.3	-	-	52.5	-	-	2.2	2.7	1.35	3.5
C17	-	-	-	-	-	-	-	-	-	-	-	-	-	-	-	-	-	-	-	-
C18	-	-	-	-	-	-	-	-	-	-	22.6	15.3	-	-	-	-	1.6	1.7	1.01	5.6
C19-20	-	-	-	-	-	-	-	-	7.9	-	-	15.3	-	26.2	37.8	-	2.7	2.6	1.34	3.5
C21	-	-	-	-	-	-	-	-	-	-	-	-	-	-	-	-	-	-	-	-
C22	-	-	-	-	-	-	-	-	7.9	-	-	-	-	-	75.6	72.5	2.7	3.4	1.55	1.5
C23-24	-	-	-	-	-	-	-	-	-	-	-	-	-	-	75.6	-	1.1	1.5	1.07	-
C25	-	-	-	-	-	-	-	-	-	-	-	-	-	-	-	-	-	-	-	-
C30-31	-	-	-	-	-	-	-	-	-	-	-	-	-	-	-	-	-	-	-	-
C32	-	-	-	-	-	-	-	-	-	-	11.3	15.3	20.4	-	-	72.5	2.7	3.4	1.55	6.4
C33-34	-	-	-	-	-	-	-	-	-	17.1	-	-	61.3	26.2	37.8	36.3	4.3	5.7	2.06	11.2
C37-38	-	-	-	-	-	-	-	-	-	-	-	-	-	-	-	-	-	-	-	-
C40-41	-	-	-	-	-	-	-	-	-	-	-	-	-	26.2	-	-	0.5	0.8	0.79	-
C43	-	-	-	-	-	-	-	-	-	-	-	-	-	-	-	-	-	-	-	-
C44	-	-	-	-	-	-	-	-	-	-	-	-	-	-	-	-	-	-	-	-
C45	-	-	-	-	-	-	-	-	-	-	-	-	-	-	-	-	-	-	-	-
C46	-	-	-	-	-	-	-	-	-	-	-	-	-	-	-	-	-	-	-	-
C47+C49	-	-	-	-	-	-	-	-	-	-	-	-	-	-	-	-	-	-	-	-
C50	-	-	-	-	-	-	-	-	-	-	-	-	-	-	-	-	-	-	-	-
C60	-	-	-	-	-	-	-	-	-	-	-	-	-	-	-	-	-	-	-	-
C61	-	-	-	-	-	-	-	-	-	-	-	-	-	-	37.8	36.3	1.1	1.5	1.05	-
C62	-	-	-	-	-	-	-	-	-	-	-	-	-	-	-	-	-	-	-	-
C63	-	-	-	-	-	-	-	-	-	-	-	-	-	-	-	-	-	-	-	-
C64	-	-	-	-	-	-	-	-	7.9	-	-	-	-	-	-	-	0.5	0.5	0.47	1.5
C65	-	-	-	-	-	-	-	-	-	-	-	-	-	-	-	-	-	-	-	-
C66	-	-	-	-	-	-	-	-	-	-	-	-	-	-	-	-	-	-	-	-
C67	-	-	-	-	-	-	-	-	-	-	-	-	-	-	-	-	-	-	-	-
C68	-	-	-	-	-	-	-	-	-	-	-	-	-	-	-	-	-	-	-	-
C69	-	-	-	-	-	-	-	-	-	-	-	-	-	-	-	-	-	-	-	-
C70-72	-	-	-	-	-	-	-	-	-	-	-	-	-	-	-	-	-	-	-	-
C73	-	-	-	-	-	-	-	-	-	-	-	-	-	-	-	-	-	-	-	-
C74	-	-	-	-	-	-	-	-	-	-	-	-	-	-	-	-	-	-	-	-
C77	-	-	-	-	-	-	6.2	-	-	-	-	-	-	-	-	-	0.5	0.4	0.37	-
C78	-	-	-	-	-	-	-	-	-	-	-	-	-	-	-	-	-	-	-	-
C79	-	-	-	-	-	-	-	-	-	-	-	-	-	-	-	-	-	-	-	-
C81	-	-	-	-	-	-	-	-	-	-	-	-	-	-	-	-	-	-	-	-
C82-85,C96	-	-	-	-	-	-	-	-	-	-	-	-	-	-	-	-	-	-	-	-
C90	-	-	-	-	-	-	-	-	-	-	-	-	-	-	-	-	-	-	-	-
C91	-	-	-	-	-	-	-	-	-	-	-	-	-	-	-	-	-	-	-	-
C92-94	-	-	-	-	-	-	-	-	-	-	-	-	-	-	-	-	-	-	-	-
C95	-	-	-	-	-	-	-	-	-	-	-	-	-	-	-	-	-	-	-	-
O&U	-	-	-	-	5.8	-	25.0	6.3	-	17.1	11.3	107.1	122.5	105.0	113.5	145.0	18.5	21.4	3.83	36.0
All	-	-	-	-	11.7	-	31.2	6.3	47.1	51.4	79.2	168.2	224.6	236.2	416.0	362.6	44.0	51.4	5.91	83.8